

RTCS SERIES

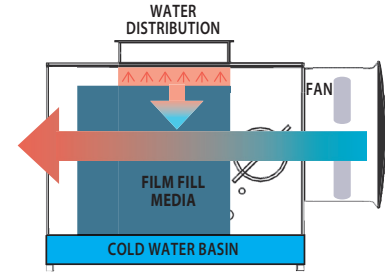
cross flow • forced draft • medium capacity

provides maximum cooling and easy maintenance with single-side flexibility




The RTCS Series is available in sizes from 6 - 68 nominal tons (single cell), to 136 nominal tons (double cell), 19 - 432 GPM. All standard box sizes are available. Full range of standard sizes and footprint available in specification sheet. CWT will custom design and fabricate for sizes outside this range.

Features:
iD Intelligent Control, Direct Drive,
Cool Core Sheet and Block Fill



FEATURES



ONE STOP INSTALLATION.

May be installed completely assembled with mounted motor and make-up system.

SINGLE SIDE AIR INTAKE

Accommodates sound-sensitive locations.

FRAME CONSTRUCTION

The RTCF Series is frame constructed for increased durability and longer service life.

STAINLESS STEEL NO-VORTEX SUCTION STRAINER

Standard stainless steel suction strainer is part of the Cool Water Technologies Total Protection Layer to eliminate corrosion and decay. No-vortex design prevents turbulence and provides smooth water exit.

WELDED COLD WATER BASIN

Galvanized or stainless steel.

HEAVY DUTY CONSTRUCTION

Composite matrix, stainless steel and galvanized options.

FIELD AND FACTORY INSTALLED

ANTI-CLOGGING NOZZLES

Wet deck is equipped with large orifice anti-clogging nozzles.

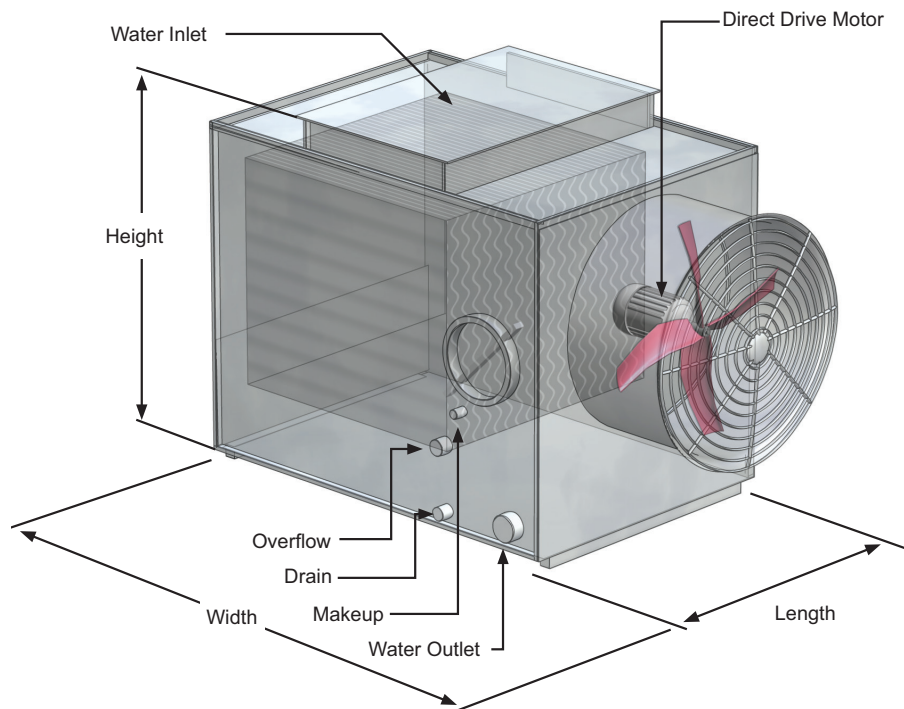
5 YEAR MOTOR AND DRIVE WARRANTY

COOLCORE SHEET AND BLOCK FILL

Offers superior heat transfer and withstands corrosion and biological attack.

FACTORY TESTED

In accordance to CTI standards.



Engineering and Temperature Data for RTCS Single Cell Towers:

MODEL NUMBER	NOMINAL TONS	CAPACITY USGPM AT 95/85 °F			CFM	FAN MOTOR HP	OPERATING WEIGHT	SHIPPING WEIGHT	L	W	H
		WB 78 °F	WB 79 °F	WB 80 °F							
RTCS-6	6	19	17	16	2400	1/4	855	350	2'	6' 10"	4' 8"
RTCS-7.5	7.5	24	22	20	3000	1/3	855	350			
RTCS-11	11	35	32	29	4400	1/3	1295	450			
RTCS-16	16	51	47	42	5700	1/3	1205	550	3'	6' 10"	6'
RTCS-20	20	64	58	52	7100	1	1225	570			
RTCS-26	26	83	76	68	9200	1	1955	890	4' 6"	7' 8"	7' 3"
RTCS-30	30	95	87	79	10600	1	1965	900			
RTCS-33	33	105	96	86	11700	1.5	1965	900			
RTCS-38	38	121	111	100	12100	1	2295	950			
RTCS-42	42	134	122	351	13400	1.5	2295	950			
RTCS-47	47	149	137	123	15000	2	2315	970	6'	7' 8"	7' 3"
RTCS-58	58	184	169	152	18500	2	3015	1170			
RTCS-68	68	216	198	178	21700	5	3025	1180			